






# HP 56 to 21; 57 to 22 Converter Manual

	<p>Step 1 :</p> <p>HP56-21; 57-22 converter (Pls find a USB cable from your side.)</p>
	<p>Step 2 :</p> <p>Take USB cable and plug to the USB port on any printer or computer. Plug the other USB lead into the converter `s USB socket noting</p>
	<p>Step 3 :</p> <p>When power comes to the converter, green and red lights are blinking.</p>
	<p>Step 4 :</p> <p>Insert one cartridges into the cartridge slots on the converter. After 1~2 seconds, it is done. Green light is ON. Than the next one.</p>
	<p>This converter can convert both 56/27 to 21 and 57/28 to 22. The converter is Black housing.</p> <p><b>Converted ink cartridges can not work on HP PSC 1400 series and HP 5610 fax machine.</b></p>